

CK350-VN

User's manual



EN

Trademark Acknowledgments

- SATIR is a trademark of SATIR Ltd.
- Other names and products not mentioned above may be registered trademarks or trademarks of their respective companies.

Copyright © 2017 SATIR Ltd. All rights reserved.



Content

1 Brief introduction.....	1
2 Interface.....	2
2-1 Front View	2
2-2 Bottom View.....	2
3 Connection.....	3
3-1 Connect to the camera	3
4 Precaution and Maintenance.....	4
4-1 Precaution.....	4
4-2 Maintenance.....	4
5 Accessories.....	5
6 Specification.....	6

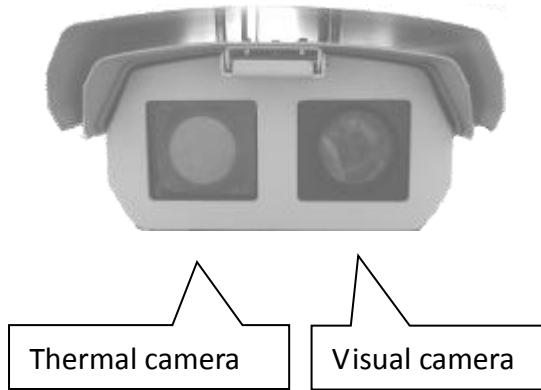
1 Brief introduction

The CK350-VN infrared thermal imaging system is based on our network monitoring system over WAN or LAN. It can be configured as a stand-a-lone monitoring system or can also be incorporated into existing site systems which have an online monitoring system, digital image system or security fire alarm system.

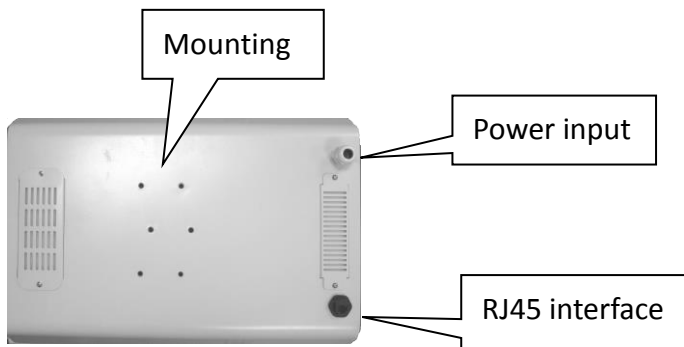
The package consists of dual-channel, all-weather monitoring cameras (including high-performance infrared camera and visual CCD camera) and the corresponding network of computers, allow users to combine the infrared image on the CCD images to rapidly identify the fault position.

2 Interface

2-1 Front View



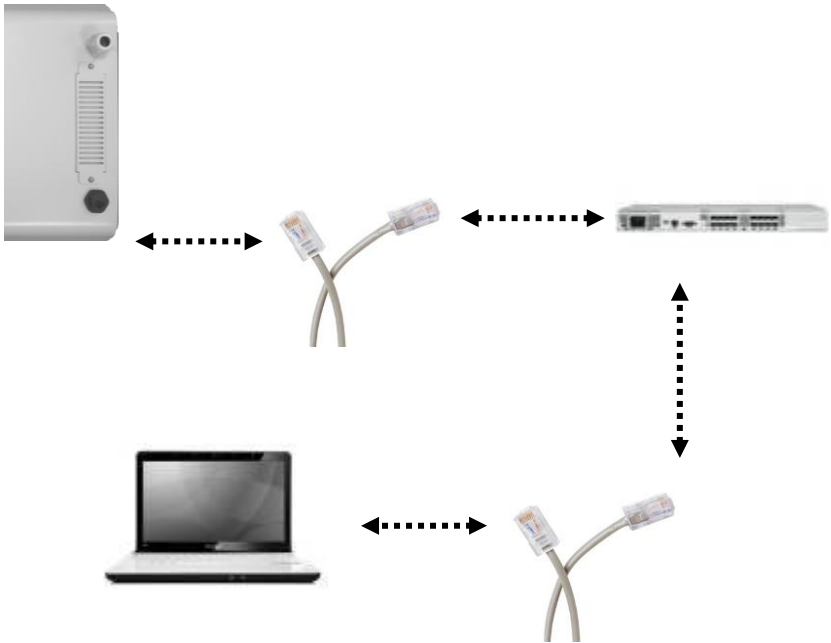
2-2 Bottom View



3 Connection

3-1 Connect to the camera

This part will show you how to connect the camera.



Connect the camera and the computer to a router via LAN cable, and then run the SatMonitor Net version in your computer to start to use the camera.

4 Precaution and Maintenance

4-1 Precaution

Voltage	Input voltage of CK350-VN is 220V AC. It would damage the camera if the voltage exceeds the range.
Temperature	The working temperature range for CK350-VN is -35°C to +50°C. Exceeding the limit temperature may cause abnormalities.
Protection	Protect the camera from water. Do not point the camera to the high temperature object.

4-2 Maintenance

Camera Body	Clean the body with soft cloth or eyeglass lens wiper.
Lens	First use a lens blower brush to remove dust and dirt, and then remove any remaining dirt by wiping the lens lightly with soft cloth. <ul style="list-style-type: none">• Never use synthetic cleaners on the camera body or lens.

5 Accessories

List	
Item	Amount
camera	1
AC adapter	2
LAN Cable	1
Pan-tilt	1
Calibrate report	1
User manual	1
Data CD	1
Warranty	1
Screws	6
CD Content	
Dataload file	
User manual	

6 Specification

Model	CK350-VN
Image presentation	
CCD Camera	640 x 480 full color
Detector type	UFPA
Resolution	384x288
Spectral range	8~14 μm
Thermal sensitivity	$\leq 50\text{mK}@30^\circ\text{C}$
FOV / Min. focus distance	11°x8.2°/0.5m
Spatial resolution	0.5mrad
Measurement range	-20°C ~ +250 °C, up to 2000° C
Accuracy	$\pm 2^\circ\text{C}/2\%$ (readings)
Focus	software
Frequency	25Hz
Video record	software
Image record	software
Environment specification	
Voltage	220VAC
Encapsulation	IP66
Operating temperature	-35°C to +50°C
Humidity	$\leq 95\%$, non-condensing
Physical characteristic	
Az range	0~360°
El range	-60° ~ +10°
Size	600x366x185mm
Weight	10KG (pan-tilt included)
Interface	
RJ45	Real-time thermal video output

Manufacturer Information

SATIR Europe (Ireland) Co. Ltd

Marley's Business Park

Marley's Lane

Drogheda

Co. Louth

Ireland

TEL: +353 (0)41 9844371

URL: www.satir.com

E-Mail: service@satir.com